

BOLLETTINO

dei

Musei di Zoologia ed Anatomia comparata

della R. Università di Torino

N. 19 pubblicato il 20 Febbraio 1887

Vol. II

Dr. D. ROSA

MICROSCOLEX MODESTUS n. gen., n. sp.

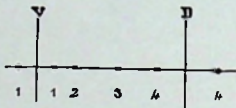


Fig. 2.

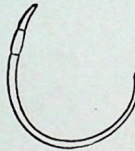


Fig. 1.

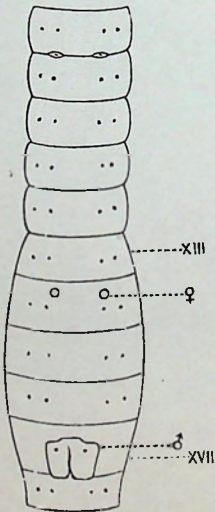


Fig. 3.

Longitudo 35^{mm}, cutis decolor pellucida, cingulum opacum album, segmenta circiter 75. (Fig. 1, magnitudo naturalis).

Lobi capitalis processus posticus dimidiam fere partem segmenti buccalis aut primi occupans, cingulum ad instar zonæ segmenta 13 — 16,17 = 4,5 complectens; spatium inter setas dorsuales (3-4) bis fere in spatio dorsuali mediano (4-4) contentum, spatio setas ventrales (1-2) dividente duplo majus, spatio vero inter setas ventrales et dorsuales (2-3) aliquanto minus, intervallo ventrali mediano (1-1) subaequale (Fig. 2).

Spermathecarum orificia duo inter segmenta VIII et IX, orificia fœminea duo in segmento XIV, orificia masculina duo in segmento XVII setis penialibus obsessa; haec omnia orificia in seriem setis inferis ventralibus (1) communem disposita (Fig. 3).

Nephridiopora ante setas inferas dorsuales (3) sed ad ventrem paulo inclinata, jam usque a quarto segmento conspicua. Pori dorsuales nulli.

Spermathecae duo in segmento IX, testes quatuor in segmentis X et XI, vesiculæ seminales quatuor in segmentis XI et XII, ovaria duo in

segmento XIII, receptacula ovorum duo in segmento XIV: haec omnes partes septis anticis affixæ; tubæ vasorum deferentium quatuor in X et XI segmento, oviductorum duo in XIII septis posticis adhaerentes. Prostata videtur deesse.

Habitat Italiam, probabiliter Genuam. (Dr. Marius Peracca). Forsan est advena; affinitas tamen cum Pontodrilis Massaliam et Villafrancam incolentibus suaderet hanc speciem in indigenarum numero ducere.

